

DUAL DIGITAL CONTROLS

Control temperature, time, chromotherapy and reading lights inside or outside your sauna with dual redundant controls.

ELEGANT DETAILS

Beautiful tongue and groove wood and attention to detail set our furniture quality sauna cabins apart.

LOW EMF / LOW ELF

The safest and most effective saunas available with Ultra Low EMF / Low ELF technology.

BEAUTIFUL ACCENT LIGHTS

Energy efficient LED lights highlight the beauty of your sauna while providing gentle ambient lighting.

THERAPEUTIC INFRARED HEATERS

Our exclusive True Wave® combination carbon/ceramic Low EMF far infrared heaters surround you in healing infrared heat.

DOCTOR DESIGNED RECLINER BENCH

Relax in comfort in your sauna with our exclusive recliner or flat bench. Even in the recline position, a second person can join you in the sauna with the included ergonomic jump seat.



ENHANCED AUDIO SOUND SYSTEM



Bluetooth and AUX inputs makes it easy to connect and listen to your audio devices.

BEAUTIFUL WOODEN LIGHT SHADE



Your sauna sessions are enhanced with the relaxing inside light for that true sauna feel.

BUILT-IN ERGONOMIC BACKREST



Relax close to the soothing infrared heat against the Chiropractor designed built-in ergonomic backrest.

EXCLUSIVE UNDER FLOOR FOOT HEATER



Only Clearlight Premier Saunas include a heater underneath the wood floor to enhance your sauna session.

SPECIFICATIONS

Construction

Eco-Certified wood choices:
1. Mahogany Exterior/Cedar Interior
2. Basswood Exterior/Interior
Tongue & Groove Construction
Weight: 700 lbs

Exterior

Width: 83"
Depth: 49"
Height: 76"
Roof overhang: 6 5/8"
Door: 23 3/4" x 64 7/8"

Interior

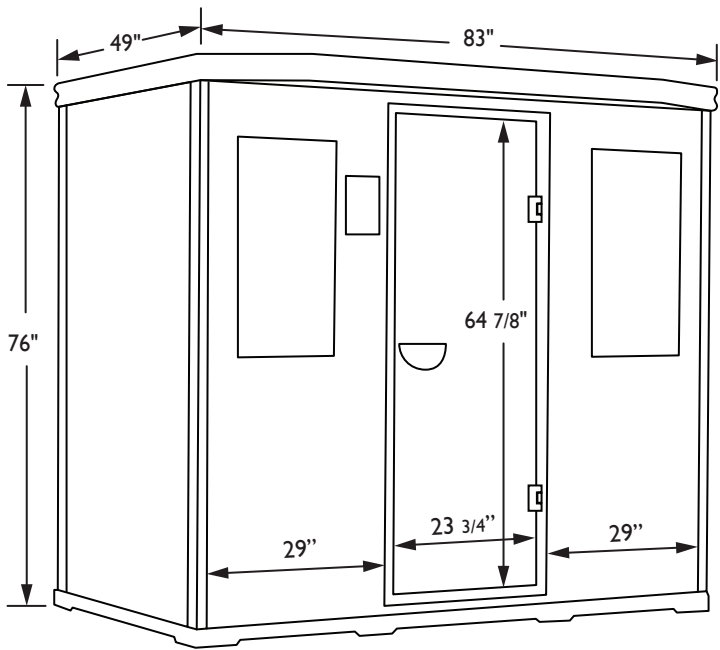
Width: 78"
Depth: 42"
Height: 71"
Benches: 74" x 22", 20" x 20"
Bench Height: 17.5"

Far Infrared Heaters

True Wave® Carbon/Ceramic
Low EMF/ELF Heaters
Power: 240V / 2,990W / 12.5A

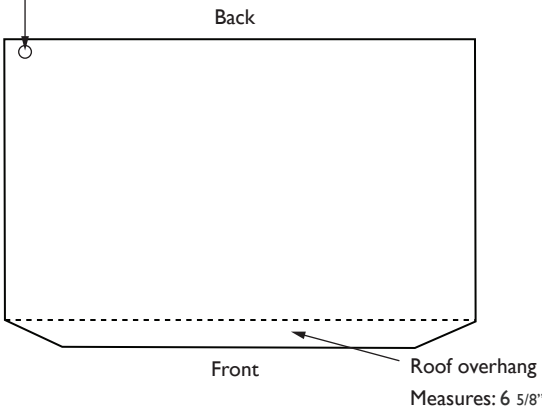
Limited Lifetime Warranty

Cabinetry
Electrical
Heaters

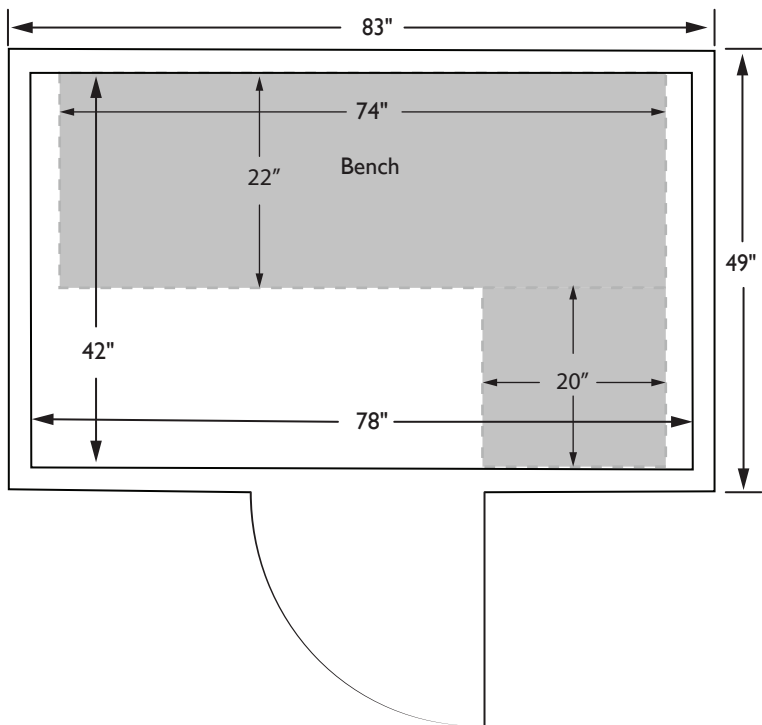


Top View

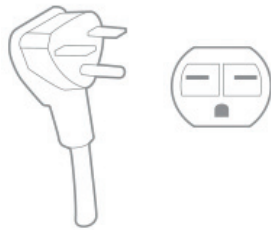
Power Supply is located on the top of the sauna.
The cord is approximately 8 feet long.



Top View



15 AMP/240V outlet required
NEMA 6-15



SPECIFICATIONS

Construction

Eco-Certified wood choices:
1. Mahogany Exterior/Cedar Interior
2. Basswood Exterior/Interior
Tongue & Groove Construction
Weight: 700 lbs

Exterior

Width: 83"
Depth: 49"
Height: 76"
Roof overhang: 6 5/8"
Door: 23 3/4" x 64 7/8"

Interior

Width: 78"
Depth: 42"
Height: 71"
Benches: 74" x 22", 20" x 20"
Bench Height: 17.5"

Far Infrared Heaters

True Wave® Carbon/Ceramic
Low EMF/ELF Heaters
Power: 240V / 2,990W / 12.5A

Limited Lifetime Warranty

Cabinetry
Electrical
Heaters