

DUAL DIGITAL CONTROLS

Control temperature, time, chromotherapy and reading lights inside or outside your sauna with dual redundant controls.

ELEGANT DETAILS

Beautiful tongue and groove wood and attention to detail set our furniture quality sauna cabins apart.

LOW EMF / LOW ELF

The safest and most effective saunas available with Ultra Low EMF / Low ELF technology.

BEAUTIFUL ACCENT LIGHTS

Energy efficient LED lights highlight the beauty of your sauna while providing gentle ambient lighting.

THERAPEUTIC INFRARED HEATERS

Our exclusive True Wave® combination carbon/ceramic Low EMF far infrared heaters surround you in healing infrared heat.

DOCTOR DESIGNED ERGONOMIC BENCH

Relax in comfort in your sauna with our reversible bench. The extra deep bench is ergonomic on one side and flat on the other for maximum comfort. You can flip the bench at any time.



ENHANCED AUDIO SOUND SYSTEM



Bluetooth and AUX inputs makes it easy to connect and listen to your audio devices.

BEAUTIFUL WOODEN LIGHT SHADE



Your sauna sessions are enhanced with the relaxing inside light for that true sauna feel.

BUILT-IN ERGONOMIC BACKREST



Relax close to the soothing infrared heat against the Chiropractor designed built-in ergonomic backrest.

EXCLUSIVE UNDER FLOOR FOOT HEATER



Only Clearlight Premier Saunas include a heater underneath the wood floor to enhance your sauna session.

Construction

Eco-Certified wood choices:
1. Mahogany Exterior/Cedar Interior
2. Basswood Exterior/Interior
Tongue & Groove Construction
Weight: 505 lbs

Exterior

Back: 61"
Side: 34"
Front: 38"
Height: 76"
Roof overhang: 5 1/2"
Door: 23 3/4" x 64 7/8"

SPECIFICATIONS

Interior

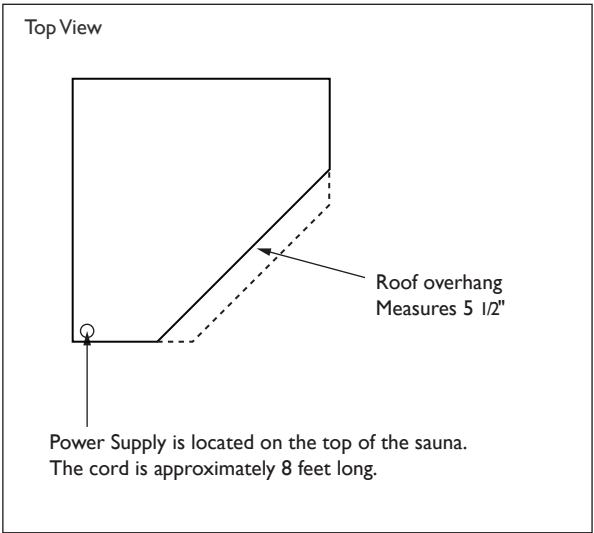
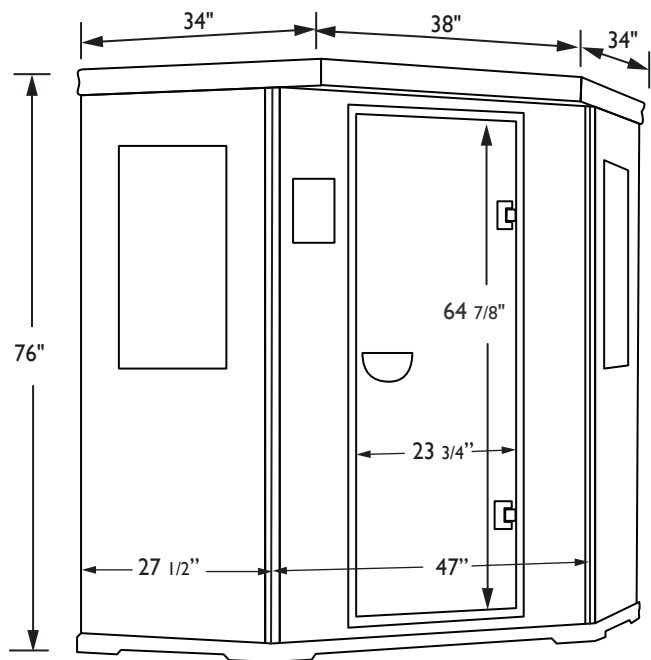
Depth: 40"
Height: 71"
Bench (2): 56" x 22"
Bench Height: 17.5"

Far Infrared Heaters

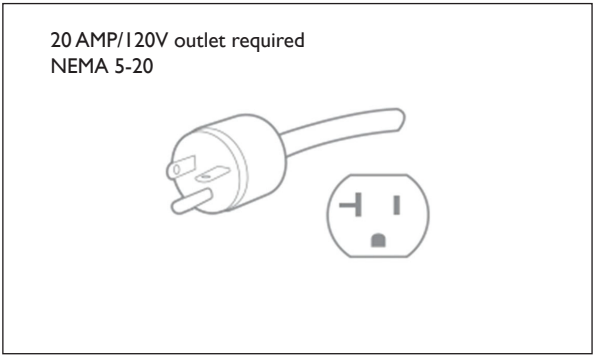
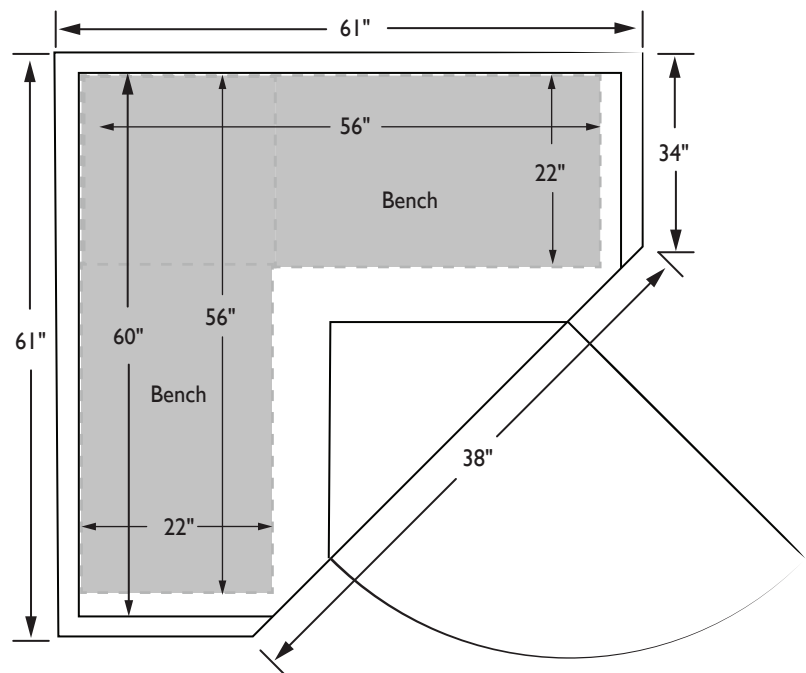
True Wave® Carbon/Ceramic
Low EMF/ELF Heaters
Power: 120V / 2,100W / 17.5A

Limited Lifetime Warranty

Cabinetry
Electrical
Heaters



Top View



SPECIFICATIONS

Construction

Eco-Certified wood choices:
1. Mahogany Exterior/Cedar Interior
2. Basswood Exterior/Interior
Tongue & Groove Construction
Weight: 505 lbs

Exterior

Back: 61"
Side: 34"
Front: 38"
Height: 76"
Roof overhang: 5 1/2"
Door: 23 3/4" x 64 7/8"

Interior

Depth: 40"
Height: 71"
Bench (2): 56" x 22"
Bench Height: 17.5"

Far Infrared Heaters

True Wave® Carbon/Ceramic
Low EMF/ELF Heaters
Power: 120V / 2,100W / 17.5A

Limited Lifetime Warranty

Cabinetry
Electrical
Heaters