

ADA-COMPLIANT FULL SPECTRUM SAUNA

Our True Wave™ heating technology is now available in our ADA compliant Sanctuary Retreat.

TRUE WAVE™ FULL SPECTRUM HEATERS

Our full spectrum near, mid and far infrared heaters deliver over 25 times the power of the nearest leading competitor. Our patent pending heating system allows for the deepest penetration with peak performance for the best results.

BEAUTIFUL ACCENT LIGHTS

Energy efficient LED lights highlight the beauty of your sauna while providing gentle ambient lighting.

INTERIOR MID-LEVEL CONTROL PANEL

The interior electronic control panel has been positioned heater high. This allows full sauna control from a seated position.



ITALIAN INSPIRED DESIGN AND GLASS ROOF

The open feel and beautiful design of your Sanctuary sauna will compliment every room.

THERAPEUTIC FAR INFRARED HEATERS

Our exclusive True Wave® combination carbon/ceramic low EMF / low ELF heaters surround you in healing infrared heat.

STEEL VERTICAL DOOR HANDLES

Our ADA compliant high-quality steel door handles offer a sleek and modern look.

TWO REMOVABLE BASSWOOD BENCHES

Relax in comfort with two removable 34.5" benches or remove the benches for easy wheel chair access.

PORTABLE WOOD WHEELCHAIR RAMP

A durable 1:12 wheelchair ramp makes entering and exiting the sauna easy and safe.

ENHANCED AUDIO SOUND SYSTEM



Bluetooth and AUX inputs makes it easy to connect and listen to your audio devices.

DIGITAL KEYPAD CONTROLS



Never Fail™ digital keypad controls temperature, time, lights, heater intensity and reservation mode.

COLOR LIGHT THERAPY



Your Sanctuary sauna comes standard with our healing Chromotherapy. Choose from one of twelve colors or auto-cycle through all color tones.

TABLET / SMARTPHONE CONTROL (optional)



Log in from your Android tablet or smartphone and remotely operate your sauna.

SPECIFICATIONS

Construction

Eco-Certified wood choices:
1. Mahogany Exterior/Cedar Interior
2. Basswood Exterior/Interior
Tongue & Groove Construction
Weight: 780 lbs

Exterior

Width: 76"
Depth: 64 1/2"
Height: 85 1/2"
Door Opening:
36" x 81 5/8"

Interior

Width: 71"
Depth: 61"
Height: 81"
Two Benches: 35" x 22"
Bench Height: 20"

Ramp

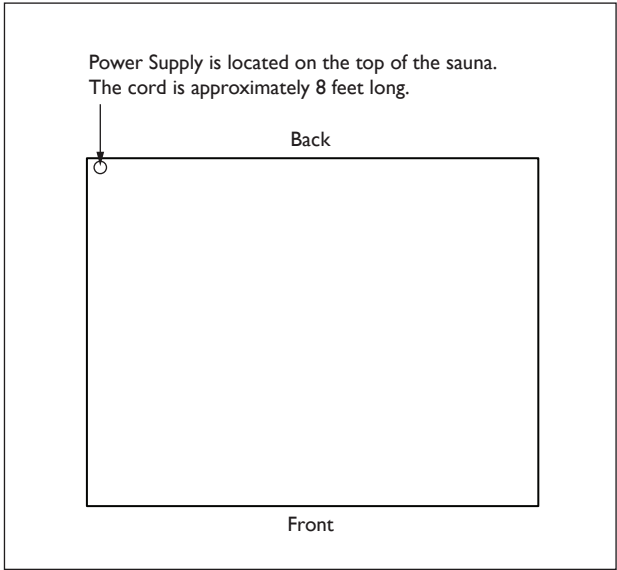
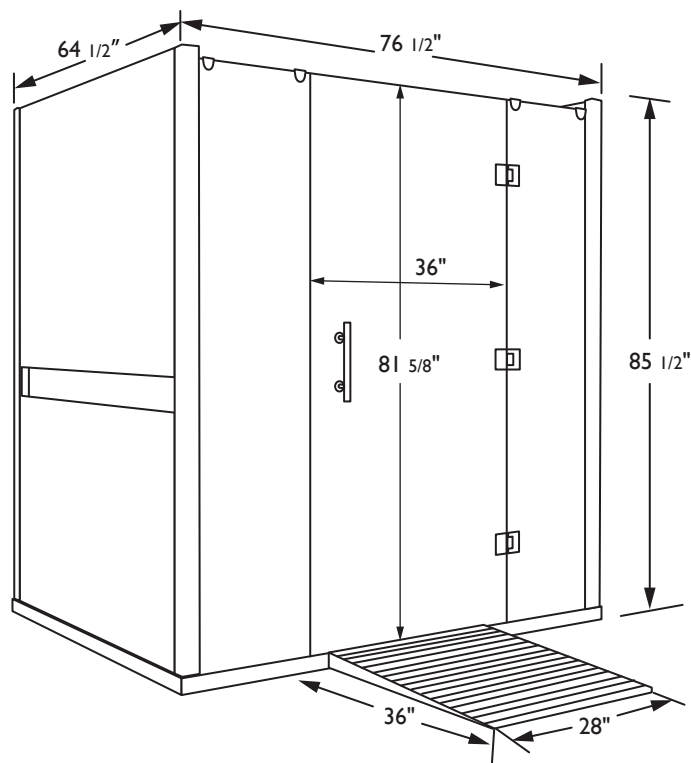
Width: 28"
Depth: 36"
Elevated Height: 2 3/4"
Bottom Height: 1/2"
Slope: 1:12

Heaters

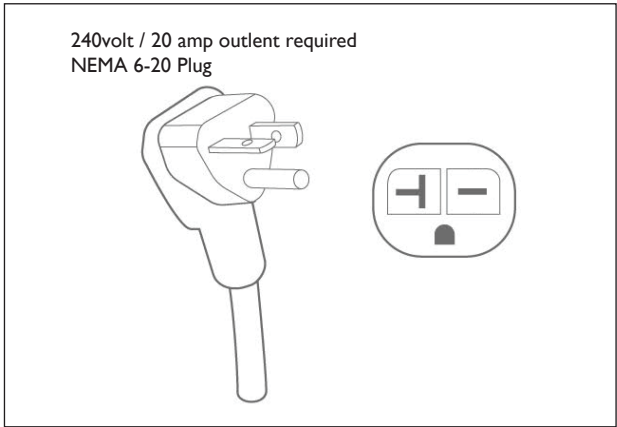
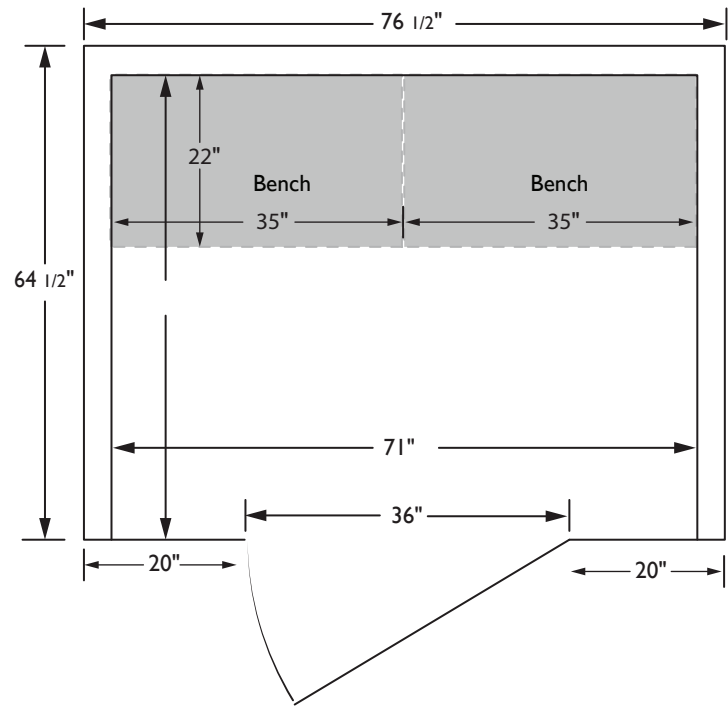
True Wave® Carbon/Ceramic
Far infrared and full spectrum heaters.
Power: 240V / 3,610W / 15.1A

Limited Lifetime

Residential Warranty
Cabinetry & Glass
Electrical
Heaters
Controls



Top View



SPECIFICATIONS

Construction	Exterior	Interior	Ramp	Heaters	Limited Lifetime Residential Warranty
Eco-Certified wood choices: 1. Mahogany Exterior/Cedar Interior 2. Basswood Exterior/Interior Tongue & Groove Construction Weight: 780 lbs	Width: 76" Depth: 64 1/2" Height: 85 1/2" Door Opening: 36" x 81 5/8"	Width: 71" Depth: 61" Height: 81" Two Benches: 35" x 22" Bench Height: 20"	Width: 28" Depth: 36" Elevated Height: 2 3/4" Bottom Height: 1/2" Slope: 1:12	True Wave® Carbon/Ceramic Far infrared and full spectrum heaters. Power: 240V / 3,610W / 15.1A	Cabinetry & Glass Electrical Heaters Controls