



DOUBLE CHROMOTHERAPY

Two banks of 96 LED lights, 12 colors to choose from, 3 levels of intensity and comes with a remote

ITALIAN INSPIRED DESIGN AND GLASS ROOF

The open feel and beautiful design of your Sanctuary Professional sauna will compliment every room.

BUILT-IN CHARGING AND AUDIO STATION

Charge your tablet or smart-phone inside the sauna and connect your favorite audio device with Bluetooth or the included MP3 jack.

BUILT-IN ERGONOMIC BACKREST

Relax close to the soothing infrared heat against the Chiropractor designed built-in ergonomic backrest.

BEAUTIFUL ACCENT LIGHTS

Energy efficient LED lights highlight the beauty of your sauna while providing gentle ambient lighting.

COMBINATION DOOR HANDLE/TABLET CRADLE FOR EASY MEDIA VIEWING

Place your tablet on the door handle for easy viewing of your favorite shows or movies.

THERAPEUTIC FAR INFRARED HEATERS

Our exclusive True Wave® combination carbon/ceramic low EMF / low ELF heaters surround you in healing infrared heat.

700 WATT TRUE WAVE FULL SPECTRUM HEATERS

Our full spectrum near, mid and far infrared heaters deliver over 20 times the power of the nearest leading competitor. Our patented heating system allows for the deepest penetration with peak performance for the best results.

COMMERCIAL GRADE SOLID WOOD BENCH

Relax in comfort with our extra deep benches

SOLID WOOD REMOVABLE FLOOR

Easy to maintain and replace

ADDITIONAL DOOR HINGE FOR STABILITY

ENHANCED AUDIO SOUND SYSTEM



Bluetooth and AUX inputs makes it easy to connect and listen to your audio devices.

DIGITAL KEYPAD CONTROLS



Never Fail™ digital keypad controls temperature, time, lights, heater intensity and reservation mode.

COLOR LIGHT THERAPY



Your Sanctuary sauna comes standard with our healing Chromotherapy. Choose from one of twelve colors or auto-cycle through all color tones.

TABLET / SMARTPHONE CONTROL (optional)



Log in from your Android tablet or smartphone and remotely operate your sauna.

SPECIFICATIONS

Construction

Mahogany Exterior/Interior
Removable Floor
Solid Wood Bench
Tongue & Groove Construction
Weight: 640 lbs

Exterior

Back Walls: 71"
Side Walls: 38"
Front Wall: 47"
Height: 77"
Door: 23 3/4" x 73 1/4"

Interior

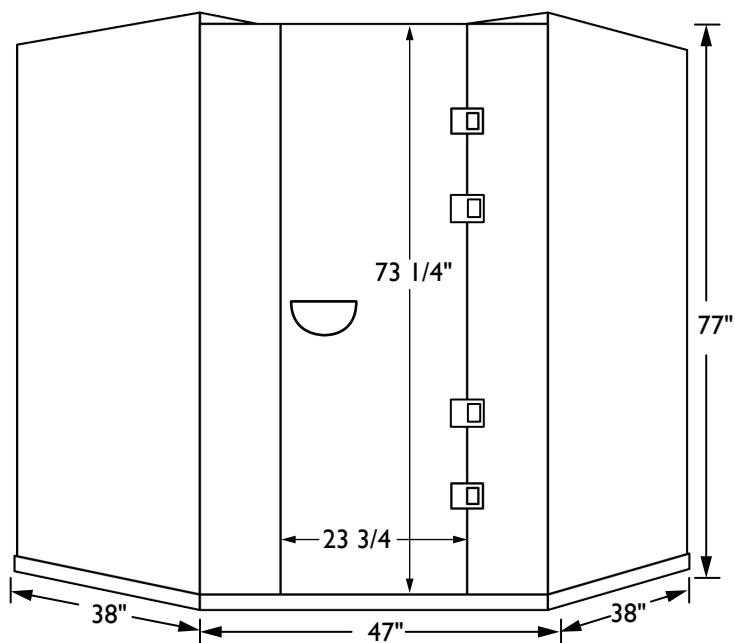
Width: 68"
Depth: 68"
Height: 74"
Bench: 66" x 22"
Bench Height: 20"

Heaters

True Wave® Carbon/Ceramic
Far infrared and 2 x 700 Watt
full spectrum heaters
Power: 240V or 208V / 20 AMP

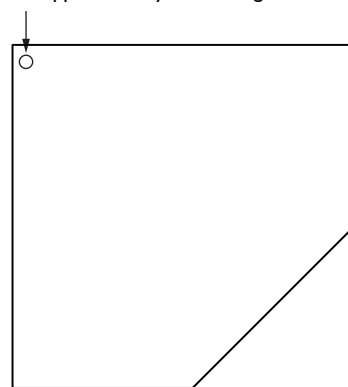
5 Years Commercial Warranty

Cabinetry & Glass
Electrical
Heaters
Controls

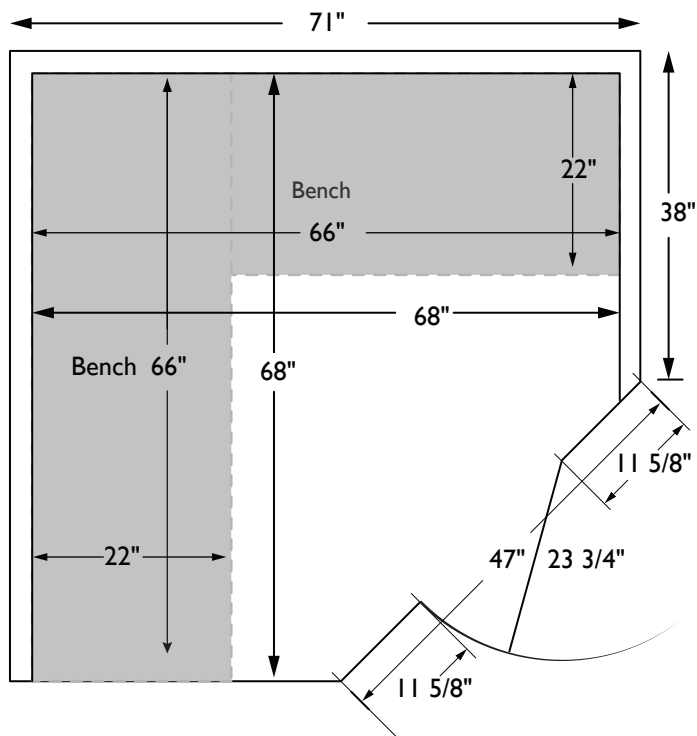


Top View

Power Supply is located on the top of the sauna.
The cord is approximately 8 feet long.



Top View



240volt / 20 amp NEMA 6-20 Plug

