

# Premier IS-5 by Clearlight®



## Features

### Therapeutic Infrared Heaters

Our exclusive True Wave® combination carbon/ceramic Low EMF far infrared heaters surround you in healing infrared heat.

### Doctor Designed Recliner Bench

Relax in comfort in your sauna with our reversible bench. The extra deep bench is ergonomic on one side and flat on the other for maximum comfort. You can flip the bench at any time.

### Elegant Details

Beautiful tongue and groove wood and attention to detail set our furniture quality sauna cabins apart.

### Beautiful Accent Lights

Energy efficient LED lights highlight the beauty of your sauna while providing gentle ambient lighting.

### Built-in Ergonomic Backrest

Relax close to the soothing infrared heat against the Chiropractor designed built-in ergonomic backrest.



### Enhanced Audio Sound System

Bluetooth and AUX inputs makes it easy to connect and listen to your audio devices.



### Beautiful Wooden Light Shade

Your sauna sessions are enhanced with the relaxing inside light for that true sauna feel.



### Built-in Ergonomic Backrest

Relax close to the soothing infrared heat against the Chiropractor designed built-in ergonomic backrest.

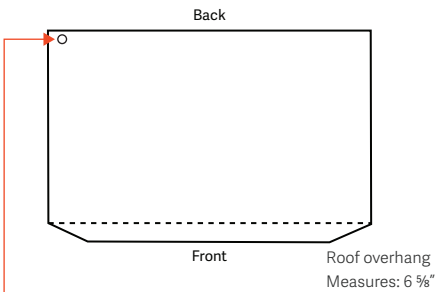
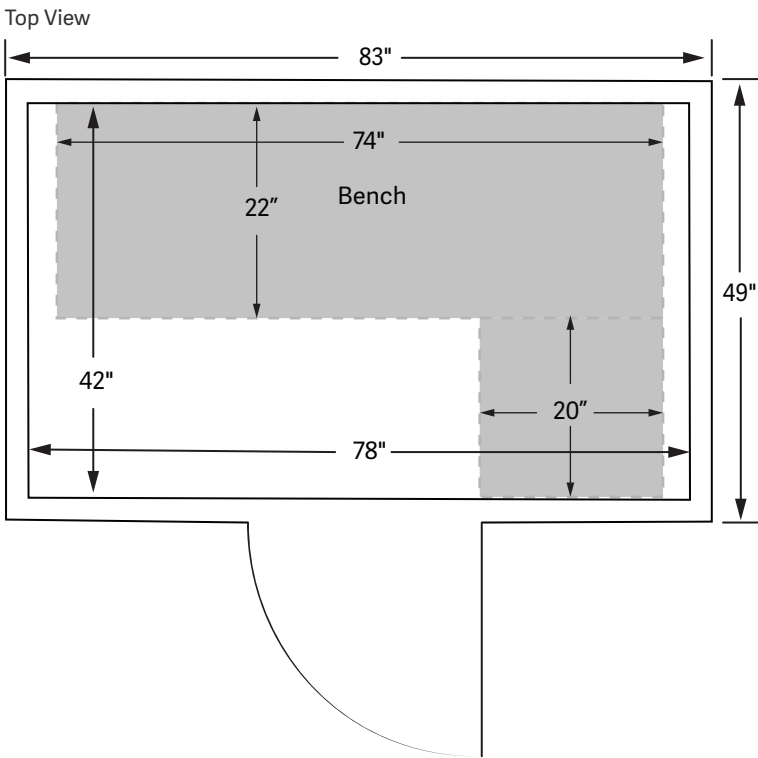
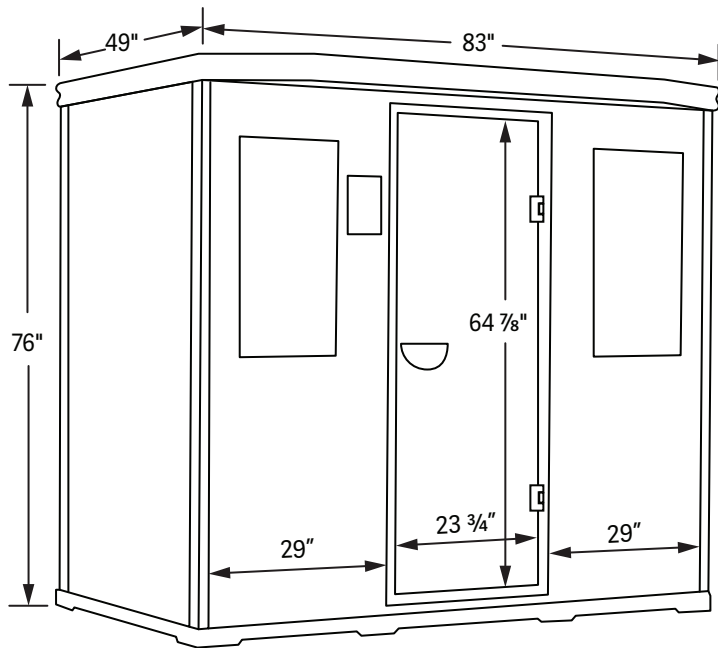


### Exclusive Under Floor Foot Heater

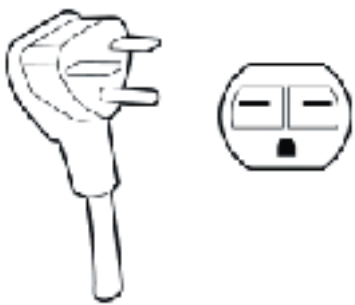
All Clearlight Premier Saunas include a heater underneath the wood floor to enhance your sauna session.



# Premier IS-5 by Clearlight®



Power Supply is located on the top of the sauna. The cord is approximately 8 feet long.



240 V / 15 amps electrical circuit required.  
NEMA 6-15p

## Specifications

Construction	Exterior	Interior	Far Infrared Heaters	Limited Lifetime Warranty	Attention: make sure largest panel can fit through all access points from location entrance to sauna set up location
Eco-Certified wood choices: Mahogany Exterior/Interior Basswood Exterior/Interior Tongue & Groove Construction Weight: 700 lbs	Width: 83" Depth: 49" Height: 76" Roof overhang: 6 5/8" Door: 23 3/4" x 64 7/8"	Width: 78" Depth: 42" Height: 71" Benches: 74" x 22", 20" x 20" Bench Height: 17 1/2"	True Wave® Carbon/Ceramic Low EMF/ELF Heaters Power: 240V / 2,990W / 12.5A	Cabinetry Electrical Heaters	

# Premier IS-5 by Clearlight®

Individual panel sizes laying flat in inches

Panel	Length	Width	Height
Roof	54 ¾	83	3 ½
Floor	48 ½	82 ¾	2 ¾
Left Side	71 ½	43 ¼	4 ¾
Right Side	71 ½	43 ¼	4 ¾
Back Wall	71 ½	82 ¼	5
Front Wall	71 ½	82 ¼	5
Overhang	71 ½	82 ¼	4

## What gauge wire are our saunas?

15 amp saunas are 14 AWG  
20 amp saunas are 12 AWG  
Single phase / 3 wire: live/neutral/ground - for 120v



Attention: Make sure sauna is assembled on a level surface

### Additional Information

#### Recommended Clearance

4" All Around if enclosing

#### Add On

- Can't have both upgrade heater and Red Light simultaneously.
- Not VRT compatible

#### Bench Weight Limit

Bench Weight Limit 350 lbs per person